




**TERRA NOVA**<sup>®</sup>  
NURSERIES, INC.

**NEW ITEMS FOR 2020**

**ALWAYS INNOVATING**



## ANEMONE SATIN DOLL™ 'BLUSH'

EARLY BLOOMING, EXCEPTIONALLY HIGH FLOWER COUNT, COMPACT  
VARIETY WITH REDUCED RUNNING

**Size (HT/W/FL HT): 9" / 17" / 17"**



## BEGONIA 'NEW YEAR'S EVE'

FLORIFEROUS PLANT PRODUCES BRIGHT PINK FLOWERS THAT CONTRAST NICELY WITH SILVER GREEN FOLIAGE. MULTIPURPOSE FOR USE AS A HOUSEPLANT, MIXED CONTAINERS, OR IN SUMMER BORDERS IN SHADE

**Size (HT/W/FL HT): 12" / 18" / 13"**

Compare With 'Alexander's Great'



## BRUNNERA 'ALEXANDRIA'

ALEXANDRIA FEATURES BRILLIANT MIRROR-SILVER LEAVES WITH THE CLASSIC 'ALEXANDER'S GREAT' SIZE AND VIGOR.

**Size (HT/W/FL HT): 14" / 30" / 17"**



## COLEUS TERRA NOVA® 'HARVEST TIME'

ATTRACTIVE MOUNDS OF EARTH-TONED RED AND TOASTED ORANGE FOLIAGE.  
VIGOROUS PLANT, LOW MAINTENANCE AND LATE FLOWERING.

**Size (HT/W/FL HT): 14" / 24" / --"**



## COLEUS NOVA® 'MAD MEDUSA'

LACY LIME-GREEN FOLIAGE RESEMBLING CORAL WITH A TIGHT, UPRIGHT, AND MOUNDING HABIT. ENJOY IN COMBO POTS OR IN THE LANDSCAPE. A FLASH OF LIME IN THE GARDEN!

**Size (HT/W/FL HT): 9" / 18" / --"**



## COLEUS TERRA NOVA® 'MONKEY PUZZLE'

DYNAMIC, SELF-BRANCHING MOUND IS COVERED IN PEACH AND PURPLE TONED, LACE-LIKE LEAVES. HABIT IS PERFECT FOR CONTAINERS, HANGING BASKETS, MID-HEIGHT SUMMER BORDERS AND MASS PLANTINGS.

**Size (HT/W/FL HT): 14" / 20" / --"**



## COLEUS TERRA NOVA® 'PEACH JULEP'

UPRIGHT, SLIGHTLY SPREADING MOUND. LEAVES ARE A CREAMY PEACH COLOR, EDGED IN DARK RED AND LIME GREEN. EASY GARDEN OR POT CULTURE AND GREAT FOR MIXED CONTAINERS.

**Size (HT/W/FL HT): 12" / 14" / --"**





## COLEUS TERRA NOVA® 'ROLY-POLY'

COMPACT, MOUNDING HABIT WITH ITS DISPLAY OF RED AND LIME-GREEN LEAVES ON AN  
REMARKABLY SYMMETRICAL PLANT. EASY-CARE FOR CONTAINERS, HANGING BASKETS,  
SUMMER BORDERS AND MASS PLANTINGS.

**Size (HT/W/FL HT): 12" / 12" / --"**

**'WOW'  
Factor!**



## CORYDALIS 'CRAZY CANARY'

WILDLY VARIEGATED WITH CANARY YELLOW SPLASHES THAT CONTRAST VERY WELL WITH AQUAMARINE BLUE FOLIAGE. CRAZY, WILD VARIEGATION BUT HAS RETAINED ALL OF THE VIGOR. BRIGHT YELLOW, FRAGRANT FLOWERS IN THE SPRING AND EARLY SUMMER

**Size (HT/W/FL HT): 9" / 12" / 12"**



## ECHINACEA DARK SHADOWS™ 'WICKED'

VERY UPRIGHT WITH GLOWING WATERMELON-PINK WITH DEEP, CHOCOLATE CENTERS.  
DENSE, PINE-GREEN FOLIAGE COVERS THIS PLANT RIGHT TO THE GROUND.


**Size (HT/W/FL HT): 12" / 14" / 16"**



## ECHINACEA PRIMA™ 'SAFFRON'

PRODUCES BEAUTIFUL, BRIGHT SAFFRON COLORED BLOOMS ALL SEASON LONG WHILE MAINTAINING A SHORT, COMPACT HABIT

**Size (HT/W/FL HT): 12" / 20" / 18"**



## ECHINACEA SUNNY DAYS™ 'LEMON'

ELECTRIC LEMON YELLOW EXCEPTIONALLY HEAVY FLOWERING  
COMPACT VARIETY. GREAT FOR CONTAINERS.

**Size (HT/W/FL HT): 22" / 30" / 30"**



## ECHINACEA SUNNY DAYS™ 'RUBY'

FANTASTIC BLOOMING PERFORMANCE THE FIRST YEAR. FORMS MULTIPLE CROWNS PRODUCING THE MASSIVE FLOWER DISPLAY. FABULOUS FOR CONTAINERS OR BORDERS.

**Size (HT/W/FL HT): 12" / 15" / 15"**

FROM TISSUE CULTURE



## HELLEBORUS NORTH STAR™ 'RUBY HEART'

CONSISTENT, CLEAN WHITE BLOOMS WITH AN ABUNDANTLY RED SPECKLED HEART. PLANT IN SPRING FOR FLOWERING THE FOLLOWING WINTER.

**Size (HT/W/FL HT): 13" / 17" / 17"**

FROM TISSUE CULTURE




## HELLEBORUS NORTH STAR™ 'CRYSTALLINE'

CLASSY, BOLD AND CLEAN WHITE FLOWERS ON A VIGOROUS FULL PLANT. PLANT IN SPRING FOR FLOWERING THE FOLLOWING WINTER.

**Size (HT/W/FL HT): 13" / 17" / 17"**



FROM TISSUE CULTURE




## HELLEBORUS NORTH STAR™ 'GARNET FRILLS'

STUNNING GARNET LACED FLOWERS ON A BRILLIANT WHITE PETAL WITH DARK SHOWY EDGING. PLANT IN SPRING FOR FLOWERING THE FOLLOWING WINTER.

**Size (HT/W/FL HT): 13" / 17" / 17"**


FROM TISSUE CULTURE



## HELLEBORUS NORTH STAR™ 'PLUM'

STUNNINGLY RICH, PLUM-PURPLE DOUBLE FLOWERS ARE HELD JUST ABOVE THE PINE-GREEN FOLIAGE. PLANT IN SPRING FOR FLOWERING THE FOLLOWING WINTER.

**Size (HT/W/FL HT): 13" / 17" / 17"**




FROM TISSUE CULTURE



## HELLEBORUS NORTH STAR™ 'PINK'

ELEGANT, PINK AND WHITE DOUBLE FLOWERS ARE HELD ON UPRIGHT STEMS ABOVE MOUNDS OF THICK, PINE-GREEN FOLIAGE. PLANT IN SPRING FOR FLOWERING THE FOLLOWING WINTER.

**Size (HT/W/FL HT): 13" / 17" / 17"**



## KNIPHOFIA POCO™ 'CITRON'

A LOVELY, CITRUSY ADDITION TO THE IMMENSELY POPULAR POCO™ SERIES. SHORT, DENSE SPIKES OF REPEAT BLOOMS THROUGHOUT THE SUMMER AND FALL.

**Size (HT/W/FL HT): 14" / 14" / 20"**



## LEUCANTHEMUM 'MT. HOOD'

LARGE, DOUBLE FLOWERS COMPOSED OF ICE CRYSTAL LIKE PETALS. PERFECT MOUNDING HABIT AND AN ENORMOUS NUMBER OF FLOWERS THROUGHOUT THE SEASON.



**Size (HT/W/FL HT): 16" / 16" / 20"**



## PLECTRANTHUS VELVET™ 'STARLET'

OUR MOST EXCITING PLECTRANTHUS TO DATE!  
NATURAL SEMI-DWARF HABIT, NEVER BEFORE SEEN HOT FUCHSIA COLOR, HEAVY FLOWERING WITH  
LARGE BLOOMS THAT NEVER LOOK STRETCHY.

**Size (HT/W/FL HT): 14" / 16" / 18"**



## SEDUM 'CONGA LINE'

STRONG UPRIGHT STEMS ARE COVERED IN MULTICOLORED FOLIAGE AND TOPPED WITH LOVELY PEACH, CORAL AND CREAM FLOWERS

**Size (HT/W/FL HT): 16" / 16" / 20"**

# AVAILABILITY SALES

**Newer items available for sales and sampling based upon current availability**



**Please check online our contact our sales staff for current sales quantities**






## ECHINACEA 'GIDDY PINK'

MASSIVE, BRIGHT PINK DOUBLE FLOWER ON TIGHT COMPACT PLANT.  
PERFECT FOR CONTAINERS.


**Size (HT/W/FL HT): 12" / 12" / 16"**



## ECHINACEA 'SWEET SANDIA'

SINGLE, BROAD PETELED FLOWERS EACH LOOK A SLICE OF WATERMELON. COMPACT HABIT AND TONS OF FLOWERS HAVE MADE THIS OUR MOST SOUGHT AFTER PLANT IN YEARS!

**Size (HT/W/FL HT): 9" / 12" / 12"**



## HEUCHERA 'BLACK FOREST CAKE'

SMOOTH, DARK CHOCOLATEY FOLIAGE TOPPED WITH BRIGHT CHERRY-RED FLOWERS.  
EXCELLENT HABIT AND SHOWY FLOWERS MAKE THIS A GREAT ADDITION.

**Size (HT/W/FL HT): 12" / 15" / 18"**



## HEUCHERA 'RUBY TUESDAY'

DEEP RED AND RUBY TONES THROUGHOUT EXTRA CRISP AND CURLED FOLIAGE. ADORNED WITH HEAVY SPRAYS OF FLOWERS ON A VIGOROUS AND SHOWY HEUCHERA.

**Size (HT/W/FL HT): 12" / 16" / 16"**